

CLIO CUP FRANCE

SPA EURO RACE 2014

QUALIFYING 1

Provisional Classification

| Nr. | Driver | Nat | Team | Car | Time | Lap | Total | Gap | Kph | |
|-----|-------------------------|-----|--------------------------|-----|-----------------|-----|-------|--------|--------|--------------|
| 1 | 64 Eric TREMOULET | FRA | VICTEAM | GL | 2:47.034 | 4 | 7 | - | - | 151.0 |
| 2 | 7 Nicolas MILAN | FRA | MILAN COMPÉTITION | GL | 2:47.412 | 3 | 6 | +0.378 | +0.378 | 150.6 |
| 3 | 4 Xavier FOUINEAU | FRA | MILAN COMPÉTITION | GL | 2:47.448 | 3 | 6 | +0.414 | +0.036 | 150.6 |
| 4 | 3 Benoît CASTAGNE | FRA | RAIWOIT MONDOLO RACING | GL | 2:47.803 | 5 | 7 | +0.769 | +0.355 | 150.3 |
| 5 | 33 Denis BERNARDI | FRA | SPORTECH RACING | R | 2:47.969 | 4 | 6 | +0.935 | +0.166 | 150.1 |
| 6 | 25 Jean-Philippe LIGIER | FRA | VICTEAM | R | 2:48.070 | 5 | 7 | +1.036 | +0.101 | 150.0 |
| 7 | 9 Antoine BOULAY | FRA | AUTOSPORT GP | GTL | 2:48.257 | 4 | 7 | +1.223 | +0.187 | 149.9 |
| 8 | 14 Julien NEVEU | FRA | AUTOSPORT GP | GL | 2:48.512 | 4 | 7 | +1.478 | +0.255 | 149.6 |
| 9 | 5 Jean-Philippe LAMIC | FRA | VICTEAM | GL | 2:48.712 | 6 | 7 | +1.678 | +0.200 | 149.5 |
| 10 | 34 Clement MATEU | FRA | MOTORSPORT DÉVELOPPEMENT | R | 2:48.749 | 4 | 7 | +1.715 | +0.037 | 149.4 |
| 11 | 8 Sami LUKA | BEL | MILAN COMPÉTITION | GL | 2:48.898 | 3 | 7 | +1.864 | +0.149 | 149.3 |
| 12 | 95 Olivier JOUFFRET | FRA | VICTEAM | R | 2:49.140 | 4 | 7 | +2.106 | +0.242 | 149.1 |
| 13 | 1 Pascal ARELLANO | FRA | T2CM | R | 2:49.290 | 4 | 7 | +2.256 | +0.150 | 148.9 |
| 14 | 69 Jérémy CURTY | FRA | CARMINE | R | 2:49.527 | 5 | 7 | +2.493 | +0.237 | 148.7 |
| 15 | 99 Jean-Laurent NAVARRO | FRA | MOTORSPORT DÉVELOPPEMENT | R | 2:49.772 | 7 | 7 | +2.738 | +0.245 | 148.5 |
| 16 | 23 Denis GIBAUD | FRA | MILAN COMPETITION | GTL | 2:50.087 | 7 | 7 | +3.053 | +0.315 | 148.2 |
| 17 | 41 Peter SCHARMACH | NZL | TEAM SESTERHEIM | GL | 2:50.219 | 6 | 7 | +3.185 | +0.132 | 148.1 |
| 18 | 6 Jacques FABREGAT | FRA | MILAN COMPÉTITION | GTL | 2:50.868 | 7 | 7 | +3.834 | +0.649 | 147.6 |
| 19 | 12 Emmanuel RAFFIN | FRA | AUTOSPORT GP | GTL | 2:51.623 | 4 | 5 | +4.589 | +0.755 | 146.9 |
| 20 | 44 Veenuh SHUNKER | FRA | CVS AUTO BY T2CM | R | 2:51.892 | 3 | 7 | +4.858 | +0.269 | 146.7 |
| 21 | 21 Franck TRAYNARD | FRA | AUTOSPORT GP | GTL | 2:52.919 | 7 | 7 | +5.885 | +1.027 | 145.8 |
| 22 | 65 Patrick PERRIN | FRA | CARMINE | GTL | 2:53.815 | 4 | 5 | +6.781 | +0.896 | 145.1 |

| | | | | |
|--------------------|-------|----------------|-----------------|-----------|
| Fastest Lap | Lap 4 | Eric TREMOULET | 2:47.034 | 151.0 Kph |
|--------------------|-------|----------------|-----------------|-----------|

SOME LAP TIMES FOR CARS N° 9, 12, 21, 23, 44, 65, 99 DELETED DUE TO TRACK LIMITS.


Published at:

Track Status:

DRY

Race Director:


Timekeeper:



CLIO CUP FRANCE
SPA EURO RACE 2014
QUALIFYING 1

Best Sector Times


| SECTOR 1 | | | SECTOR 2 | | | SECTOR 3 | | | Pos | Driver | Ideal Lap | Best Lap |
|----------|----------------|--------|----------------|----------|----------------|----------|----|----------------|----------|----------|-----------|----------|
| Pos | Driver | Time | Driver | Time | Driver | Time | | | | | | |
| 1 | 64 E.TREMOULET | 48.094 | 4 X.FOUINEAU | 1:14.971 | 95 O.JOUFFRET | 43.081 | 1 | 64 E.TREMOULET | 2'46.456 | 2:47.034 | (1) | |
| 2 | 3 B.CASTAGNE | 48.500 | 7 N.MILAN | 1:15.066 | 33 D.BERNARDI | 43.156 | 2 | 4 X.FOUINEAU | 2'46.900 | 2:47.448 | (3) | |
| 3 | 4 X.FOUINEAU | 48.698 | 64 E.TREMOULET | 1:15.091 | 4 X.FOUINEAU | 43.231 | 3 | 7 N.MILAN | 2'47.232 | 2:47.412 | (2) | |
| 4 | 33 D.BERNARDI | 48.700 | 3 B.CASTAGNE | 1:15.362 | 9 A.BOULAY | 43.255 | 4 | 3 B.CASTAGNE | 2'47.373 | 2:47.803 | (4) | |
| 5 | 25 J.LIGIER | 48.709 | 9 A.BOULAY | 1:15.581 | 64 E.TREMOULET | 43.271 | 5 | 9 A.BOULAY | 2'47.732 | 2:48.257 | (7) | |
| 6 | 7 N.MILAN | 48.789 | 8 S.LUKA | 1:15.727 | 5 J.LAMIC | 43.368 | 6 | 33 D.BERNARDI | 2'47.798 | 2:47.969 | (5) | |
| 7 | 9 A.BOULAY | 48.896 | 23 D.GIBAUD | 1:15.735 | 25 J.LIGIER | 43.371 | 7 | 25 J.LIGIER | 2'48.070 | 2:48.070 | (6) | |
| 8 | 14 J.NEVEU | 48.979 | 14 J.NEVEU | 1:15.803 | 7 N.MILAN | 43.377 | 8 | 14 J.NEVEU | 2'48.181 | 2:48.512 | (8) | |
| 9 | 41 P.SCHARMACH | 49.070 | 33 D.BERNARDI | 1:15.942 | 14 J.NEVEU | 43.399 | 9 | 95 O.JOUFFRET | 2'48.426 | 2:49.140 | (12) | |
| 10 | 1 P.ARELLANO | 49.134 | 34 C.MATEU | 1:15.945 | 34 C.MATEU | 43.456 | 10 | 5 J.LAMIC | 2'48.524 | 2:48.712 | (9) | |
| 11 | 8 S.LUKA | 49.182 | 5 J.LAMIC | 1:15.947 | 3 B.CASTAGNE | 43.511 | 11 | 8 S.LUKA | 2'48.621 | 2:48.898 | (11) | |
| 12 | 5 J.LAMIC | 49.209 | 69 J.CURTY | 1:15.966 | 1 P.ARELLANO | 43.518 | 12 | 34 C.MATEU | 2'48.658 | 2:48.749 | (10) | |
| 13 | 95 O.JOUFFRET | 49.242 | 25 J.LIGIER | 1:15.990 | 41 P.SCHARMACH | 43.593 | 13 | 1 P.ARELLANO | 2'48.812 | 2:49.290 | (13) | |
| 14 | 99 J.NAVARRO | 49.250 | 99 J.NAVARRO | 1:16.090 | 69 J.CURTY | 43.604 | 14 | 69 J.CURTY | 2'49.012 | 2:49.527 | (14) | |
| 15 | 34 C.MATEU | 49.257 | 95 O.JOUFFRET | 1:16.103 | 8 S.LUKA | 43.712 | 15 | 99 J.NAVARRO | 2'49.070 | 2:49.772 | (15) | |
| 16 | 69 J.CURTY | 49.442 | 1 P.ARELLANO | 1:16.160 | 6 J.FABREGAT | 43.725 | 16 | 23 D.GIBAUD | 2'49.343 | 2:50.087 | (16) | |
| 17 | 6 J.FABREGAT | 49.599 | 44 V.SHUNKER | 1:16.584 | 99 J.NAVARRO | 43.730 | 17 | 41 P.SCHARMACH | 2'49.499 | 2:50.219 | (17) | |
| 18 | 21 F.TRAYNARD | 49.695 | 12 E.RAFFIN | 1:16.724 | 23 D.GIBAUD | 43.767 | 18 | 6 J.FABREGAT | 2'50.698 | 2:50.868 | (18) | |
| 19 | 23 D.GIBAUD | 49.841 | 41 P.SCHARMACH | 1:16.836 | 12 E.RAFFIN | 43.910 | 19 | 12 E.RAFFIN | 2'51.029 | 2:51.623 | (19) | |
| 20 | 65 P.PERRIN | 50.049 | 6 J.FABREGAT | 1:17.374 | 44 V.SHUNKER | 44.011 | 20 | 44 V.SHUNKER | 2'51.292 | 2:51.892 | (20) | |
| 21 | 12 E.RAFFIN | 50.395 | 21 F.TRAYNARD | 1:18.170 | 21 F.TRAYNARD | 44.146 | 21 | 21 F.TRAYNARD | 2'52.011 | 2:52.919 | (21) | |
| 22 | 44 V.SHUNKER | 50.697 | 65 P.PERRIN | 1:18.553 | 65 P.PERRIN | 45.213 | 22 | 65 P.PERRIN | 2'53.815 | 2:53.815 | (22) | |



CLIO CUP FRANCE
SPA EURO RACE 2014
QUALIFYING 1

Fastest Lap Sequence

| Practice Time | Driver | Team | Car | Class | Time | Kph | Lap |
|---------------|-------------------|-------------------|-----|-------|-----------------|-------|-----|
| 6:22.964 | 7 Nicolas MILAN | MILAN COMPÉTITION | | GL | 2:48.016 | 150.1 | 2 |
| 9:10.376 | 7 Nicolas MILAN | MILAN COMPÉTITION | | GL | 2:47.412 | 150.6 | 3 |
| 12:14.961 | 64 Eric TREMOULET | VICTEAM | | GL | 2:47.034 | 151.0 | 4 |




CLIO CUP FRANCE SPA EURO RACE 2014 QUALIFYING 1

Analysis

■ Personal Best
 ■ Session Best
 ■ B Crossing the finish line in pit lane

| Lap | Time | Sector 1 | Sector 2 | Sector 3 | Kph | Elapsed | Lap | Time | Sector 1 | Sector 2 | Sector 3 | Kph | Elapsed |
|--|-------------------|---------------|-----------------|---------------|-------|-----------|-----|-------------------|---------------|-----------------|----------|-------|-----------|
| 1 Pascal ARELLANO (FRA) T2CM | | | | | | | 4 | 2:47.654 | 48.789 | 1:15.413 | 43.452 | 150.4 | 11:58.030 |
| 1 | 3:56.425 | 1:17.211 | 1:44.636 | 54.578 | 106.6 | 3:56.425 | 5 | 2:47.675 | 48.937 | 1:15.066 | 43.672 | 150.4 | 14:45.705 |
| 2 | 2:50.514 | 50.178 | 1:16.818 | 43.518 | 147.9 | 6:46.939 | 6 | 3:50.957 B | 51.724 | 1:43.103 | 1:16.130 | 109.2 | 18:36.662 |
| 3 | 2:49.859 | 49.689 | 1:16.578 | 43.592 | 148.4 | 9:36.798 | | | | | | | |
| 4 | 2:49.290 | 49.280 | 1:16.330 | 43.680 | 148.9 | 12:26.088 | | | | | | | |
| 5 | 2:49.815 | 49.620 | 1:16.242 | 43.953 | 148.5 | 15:15.903 | | | | | | | |
| 6 | 2:51.221 | 49.134 | 1:17.739 | 44.348 | 147.3 | 18:07.124 | | | | | | | |
| 7 | 2:49.627 | 49.517 | 1:16.160 | 43.950 | 148.6 | 20:56.751 | | | | | | | |
| 3 Benoit CASTAGNE (FRA) RAIWOIT MONDOLO RACING | | | | | | | | | | | | | |
| 1 | 4:17.576 | 1:46.584 | 1:39.791 | 51.201 | 97.9 | 4:17.576 | | | | | | | |
| 2 | 2:49.405 | 49.384 | 1:16.510 | 43.511 | 148.8 | 7:06.981 | | | | | | | |
| 3 | 2:51.575 | 51.211 | 1:16.744 | 43.620 | 147.0 | 9:58.556 | | | | | | | |
| 4 | 2:48.994 | 49.130 | 1:16.197 | 43.667 | 149.2 | 12:47.550 | | | | | | | |
| 5 | 2:47.803 | 48.500 | 1:15.549 | 43.754 | 150.3 | 15:35.353 | | | | | | | |
| 6 | 2:48.736 | 49.243 | 1:15.440 | 44.053 | 149.4 | 18:24.089 | | | | | | | |
| 7 | 2:48.118 | 48.912 | 1:15.362 | 43.844 | 150.0 | 21:12.207 | | | | | | | |
| 4 Xavier FOUINEAU (FRA) MILAN COMPÉTITION | | | | | | | | | | | | | |
| 1 | 3:35.402 | 54.018 | 1:35.313 | 1:06.071 | 117.1 | 3:35.402 | | | | | | | |
| 2 | 2:48.384 | 49.681 | 1:15.472 | 43.231 | 149.7 | 6:23.786 | | | | | | | |
| 3 | 2:47.448 | 49.221 | 1:14.971 | 43.256 | 150.6 | 9:11.234 | | | | | | | |
| 4 | 2:47.525 | 48.959 | 1:15.308 | 43.258 | 150.5 | 11:58.759 | | | | | | | |
| 5 | 2:47.539 | 48.698 | 1:15.414 | 43.427 | 150.5 | 14:46.298 | | | | | | | |
| 6 | 3:38.091 B | 50.861 | 1:36.370 | 1:10.860 | 115.6 | 18:24.389 | | | | | | | |
| 5 Jean-Philippe LAMIC (FRA) VICTEAM | | | | | | | | | | | | | |
| 1 | 3:53.529 | 1:14.820 | 1:44.807 | 53.902 | 108.0 | 3:53.529 | | | | | | | |
| 2 | 2:49.927 | 49.805 | 1:16.550 | 43.572 | 148.4 | 6:43.456 | | | | | | | |
| 3 | 2:49.546 | 49.354 | 1:16.692 | 43.500 | 148.7 | 9:33.002 | | | | | | | |
| 4 | 2:48.788 | 49.253 | 1:16.167 | 43.368 | 149.4 | 12:21.790 | | | | | | | |
| 5 | 2:49.122 | 49.209 | 1:16.361 | 43.552 | 149.1 | 15:10.912 | | | | | | | |
| 6 | 2:48.712 | 49.302 | 1:15.947 | 43.463 | 149.5 | 17:59.624 | | | | | | | |
| 7 | 2:51.151 | 49.318 | 1:18.379 | 43.454 | 147.3 | 20:50.775 | | | | | | | |
| 6 Jacques FABREGAT (FRA) MILAN COMPÉTITION | | | | | | | | | | | | | |
| 1 | 4:04.117 | 1:18.123 | 1:46.557 | 59.437 | 103.3 | 4:04.117 | | | | | | | |
| 2 | 2:54.377 | 53.045 | 1:17.374 | 43.958 | 144.6 | 6:58.494 | | | | | | | |
| 3 | 2:51.905 | 50.476 | 1:17.502 | 43.927 | 146.7 | 9:50.399 | | | | | | | |
| 4 | 2:52.099 | 49.778 | 1:17.945 | 44.376 | 146.5 | 12:42.498 | | | | | | | |
| 5 | 2:52.602 | 50.410 | 1:17.515 | 44.677 | 146.1 | 15:35.100 | | | | | | | |
| 6 | 2:56.121 | 50.540 | 1:19.433 | 46.148 | 143.2 | 18:31.221 | | | | | | | |
| 7 | 2:50.868 | 49.599 | 1:17.544 | 43.725 | 147.6 | 21:22.089 | | | | | | | |
| 7 Nicolas MILAN (FRA) MILAN COMPÉTITION | | | | | | | | | | | | | |
| 1 | 3:34.948 | 58.861 | 1:39.850 | 56.237 | 117.3 | 3:34.948 | | | | | | | |
| 2 | 2:48.016 | 49.248 | 1:15.391 | 43.377 | 150.1 | 6:22.964 | | | | | | | |
| 3 | 2:47.412 | 48.901 | 1:15.105 | 43.406 | 150.6 | 9:10.376 | | | | | | | |
| 8 Sami LUKA (BEL) MILAN COMPÉTITION | | | | | | | 4 | 2:47.654 | 48.789 | 1:15.413 | 43.452 | 150.4 | 11:58.030 |
| 1 | 3:36.038 | 56.513 | 1:33.577 | 1:05.948 | 116.7 | 3:36.038 | 5 | 2:47.675 | 48.937 | 1:15.066 | 43.672 | 150.4 | 14:45.705 |
| 2 | 2:49.950 | 49.624 | 1:16.593 | 43.733 | 148.4 | 6:25.988 | 6 | 3:50.957 B | 51.724 | 1:43.103 | 1:16.130 | 109.2 | 18:36.662 |
| 3 | 2:48.898 | 49.376 | 1:15.727 | 43.795 | 149.3 | 9:14.886 | | | | | | | |
| 4 | 2:49.407 | 49.404 | 1:16.223 | 43.780 | 148.8 | 12:04.293 | | | | | | | |
| 5 | 2:59.610 | 55.266 | 1:18.623 | 45.721 | 140.4 | 15:03.903 | | | | | | | |
| 6 | 2:51.038 | 50.230 | 1:16.954 | 43.854 | 147.4 | 17:54.941 | | | | | | | |
| 7 | 2:49.102 | 49.182 | 1:16.208 | 43.712 | 149.1 | 20:44.043 | | | | | | | |
| 9 Antoine BOULAY (FRA) AUTOSPORT GP | | | | | | | 4 | 2:47.654 | 48.789 | 1:15.413 | 43.452 | 150.4 | 11:58.030 |
| 1 | 4:21.133 | 1:46.831 | 1:41.637 | 52.665 | 96.6 | 4:21.133 | 5 | 2:47.675 | 48.937 | 1:15.066 | 43.672 | 150.4 | 14:45.705 |
| 2 | 2:50.086 | 50.351 | 1:16.480 | 43.255 | 148.2 | 7:11.219 | 6 | 3:50.957 B | 51.724 | 1:43.103 | 1:16.130 | 109.2 | 18:36.662 |
| 3 | 2:49.563 | 49.398 | 1:16.061 | 44.104 | 148.7 | 10:00.782 | | | | | | | |
| 4 | 2:48.257 | 49.149 | 1:15.581 | 43.527 | 149.9 | 12:49.039 | | | | | | | |
| 5 | 2:59.006 | 48.896 | 1:22.258 | 47.852 | 140.9 | 15:48.045 | | | | | | | |
| 6 | 2:48.960 | 49.485 | 1:15.850 | 43.625 | 149.2 | 18:37.005 | | | | | | | |
| 7 | 2:48.767 | 49.327 | 1:15.983 | 43.457 | 149.4 | 21:25.772 | | | | | | | |
| 12 Emmanuel RAFFIN (FRA) AUTOSPORT GP | | | | | | | 4 | 2:47.654 | 48.789 | 1:15.413 | 43.452 | 150.4 | 11:58.030 |
| 1 | 4:23.365 | 1:47.871 | 1:43.314 | 52.180 | 95.7 | 4:23.365 | 5 | 2:47.675 | 48.937 | 1:15.066 | 43.672 | 150.4 | 14:45.705 |
| 2 | 2:58.012 | 52.463 | 1:20.504 | 45.045 | 141.6 | 7:21.377 | 6 | 3:50.957 B | 51.724 | 1:43.103 | 1:16.130 | 109.2 | 18:36.662 |
| 3 | 2:53.452 | 50.952 | 1:18.043 | 44.457 | 145.4 | 10:14.829 | | | | | | | |
| 4 | 2:51.623 | 50.395 | 1:17.318 | 43.910 | 146.9 | 13:06.452 | | | | | | | |
| 5 | 2:51.583 | 50.879 | 1:16.724 | 43.980 | 147.0 | 15:58.035 | | | | | | | |
| 14 Julien NEVEU (FRA) AUTOSPORT GP | | | | | | | 4 | 2:47.654 | 48.789 | 1:15.413 | 43.452 | 150.4 | 11:58.030 |
| 1 | 4:12.981 | 1:42.532 | 1:39.464 | 50.985 | 99.7 | 4:12.981 | 5 | 2:47.675 | 48.937 | 1:15.066 | 43.672 | 150.4 | 14:45.705 |
| 2 | 3:02.055 | 51.334 | 1:26.987 | 43.734 | 138.5 | 7:15.036 | 6 | 3:50.957 B | 51.724 | 1:43.103 | 1:16.130 | 109.2 | 18:36.662 |
| 3 | 2:48.952 | 49.404 | 1:16.144 | 43.404 | 149.2 | 10:03.988 | | | | | | | |
| 4 | 2:48.512 | 49.115 | 1:15.998 | 43.399 | 149.6 | 12:52.500 | | | | | | | |
| 5 | 2:48.758 | 48.979 | 1:15.932 | 43.847 | 149.4 | 15:41.258 | | | | | | | |
| 6 | 3:00.528 | 52.016 | 1:23.459 | 45.053 | 139.7 | 18:41.786 | | | | | | | |
| 7 | 2:48.743 | 49.194 | 1:15.803 | 43.746 | 149.4 | 21:30.529 | | | | | | | |
| 21 Franck TRAYNARD (FRA) AUTOSPORT GP | | | | | | | 4 | 2:47.654 | 48.789 | 1:15.413 | 43.452 | 150.4 | 11:58.030 |
| 1 | 4:05.702 | 1:22.047 | 1:44.146 | 59.509 | 102.6 | 4:05.702 | 5 | 2:47.675 | 48.937 | 1:15.066 | 43.672 | 150.4 | 14:45.705 |
| 2 | 2:59.258 | 53.649 | 1:20.145 | 45.464 | 140.7 | 7:04.960 | 6 | 3:50.957 B | 51.724 | 1:43.103 | 1:16.130 | 109.2 | 18:36.662 |
| 3 | 2:58.586 | 52.922 | 1:20.861 | 44.803 | 141.2 | 10:03.546 | | | | | | | |
| 4 | 2:53.914 | 51.459 | 1:18.240 | 44.215 | 145.0 | 12:57.460 | | | | | | | |
| 5 | 2:53.185 | 49.695 | 1:19.344 | 44.146 | 145.6 | 15:50.645 | | | | | | | |
| 6 | 2:53.037 | 50.328 | 1:18.474 | 44.235 | 145.7 | 18:43.682 | | | | | | | |
| 7 | 2:52.919 | 50.319 | 1:18.170 | 44.430 | 145.8 | 21:36.601 | | | | | | | |
| 23 Denis GIBAUD (FRA) MILAN COMPÉTITION | | | | | | | 4 | 2:47.654 | 48.789 | 1:15.413 | 43.452 | 150.4 | 11:58.030 |
| 1 | 3:37.200 | 59.801 | 1:39.430 | 57.969 | 116.1 | 3:37.200 | 5 | 2:47.675 | 48.937 | 1:15.066 | 43.672 | 150.4 | 14:45.705 |



CLIO CUP FRANCE SPA EURO RACE 2014 QUALIFYING 1

Analysis

■ Personal Best
 ■ Session Best
 ■ B Crossing the finish line in pit lane

| Lap | Time | Sector 1 | Sector 2 | Sector 3 | Kph | Elapsed | Lap | Time | Sector 1 | Sector 2 | Sector 3 | Kph | Elapsed |
|---|------------|----------|----------|----------|-------|-----------|--|------------|----------|----------|----------|-------|-----------|
| 2 | 2:53.607 | 51.495 | 1:17.745 | 44.367 | 145.2 | 6:30.807 | | | | | | | |
| 3 | 2:51.719 | 51.084 | 1:16.687 | 43.948 | 146.8 | 9:22.526 | | | | | | | |
| 4 | 2:50.357 | 50.388 | 1:16.184 | 43.785 | 148.0 | 12:12.883 | | | | | | | |
| 5 | 2:50.556 | 49.868 | 1:16.652 | 44.036 | 147.8 | 15:03.439 | | | | | | | |
| 6 | 2:49.343 | 49.841 | 1:15.735 | 43.767 | 148.9 | 17:52.782 | | | | | | | |
| 7 | 2:50.087 | 50.194 | 1:16.068 | 43.825 | 148.2 | 20:42.869 | | | | | | | |
| 25 Jean-Philippe LIGIER FRA VICTEAM | | | | | | | 64 Eric TREMOULET FRA VICTEAM | | | | | | |
| 1 | 3:54.496 | 1:15.786 | 1:44.628 | 54.082 | 107.5 | 3:54.496 | 1 | 3:51.287 | 1:12.282 | 1:45.141 | 53.864 | 109.0 | 3:51.287 |
| 2 | 2:49.957 | 49.461 | 1:16.858 | 43.638 | 148.4 | 6:44.453 | 2 | 2:48.813 | 49.272 | 1:16.122 | 43.419 | 149.4 | 6:40.100 |
| 3 | 2:49.219 | 49.100 | 1:16.633 | 43.486 | 149.0 | 9:33.672 | 3 | 2:47.827 | 48.954 | 1:15.512 | 43.361 | 150.2 | 9:27.927 |
| 4 | 2:48.612 | 48.903 | 1:16.224 | 43.485 | 149.5 | 12:22.284 | 4 | 2:47.034 | 48.672 | 1:15.091 | 43.271 | 151.0 | 12:14.961 |
| 5 | 2:48.070 | 48.709 | 1:15.990 | 43.371 | 150.0 | 15:10.354 | 5 | 2:47.131 | 48.295 | 1:15.331 | 43.505 | 150.9 | 15:02.092 |
| 6 | 2:49.464 | 49.045 | 1:16.258 | 44.161 | 148.8 | 17:59.818 | 6 | 3:01.070 | 59.218 | 1:18.273 | 43.579 | 139.3 | 18:03.162 |
| 7 | 2:54.239 | 52.345 | 1:16.871 | 45.023 | 144.7 | 20:54.057 | 7 | 2:47.035 | 48.094 | 1:15.403 | 43.538 | 151.0 | 20:50.197 |
| 33 Denis BERNARDI FRA SPORTECH RACING | | | | | | | 65 Patrick PERRIN FRA CARMINE | | | | | | |
| 1 | 3:57.305 | 1:18.147 | 1:44.255 | 54.903 | 106.3 | 3:57.305 | 1 | 4:05.176 | 1:19.146 | 1:46.399 | 59.631 | 102.8 | 4:05.176 |
| 2 | 2:53.907 | 51.468 | 1:18.681 | 43.758 | 145.0 | 6:51.212 | 2 | 2:58.760 | 52.396 | 1:20.411 | 45.953 | 141.1 | 7:03.936 |
| 3 | 2:48.191 | 48.945 | 1:15.942 | 43.304 | 149.9 | 9:39.403 | 3 | 2:57.418 | 51.036 | 1:20.598 | 45.784 | 142.1 | 10:01.354 |
| 4 | 2:47.969 | 48.700 | 1:16.113 | 43.156 | 150.1 | 12:27.372 | 4 | 2:53.815 | 50.049 | 1:18.553 | 45.213 | 145.1 | 12:55.169 |
| 5 | 2:49.547 | 49.803 | 1:16.288 | 43.456 | 148.7 | 15:16.919 | 5 | 3:30.533 B | 50.968 | 1:32.582 | 1:06.983 | 119.8 | 16:25.702 |
| 6 | 3:01.713 B | 48.970 | 1:16.219 | 56.524 | 138.8 | 18:18.632 | | | | | | | |
| 34 Clement MATEU FRA MOTORSPORT DEVELOPPEMENT | | | | | | | 69 Jérémy CURTY FRA CARMINE | | | | | | |
| 1 | 4:18.546 | 1:43.597 | 1:43.503 | 51.446 | 97.5 | 4:18.546 | 1 | 3:55.500 | 1:16.645 | 1:44.758 | 54.097 | 107.1 | 3:55.500 |
| 2 | 2:49.962 | 50.093 | 1:16.413 | 43.456 | 148.4 | 7:08.508 | 2 | 2:50.859 | 50.804 | 1:16.367 | 43.688 | 147.6 | 6:46.359 |
| 3 | 2:49.482 | 49.454 | 1:16.467 | 43.561 | 148.8 | 9:57.990 | 3 | 2:49.656 | 50.004 | 1:15.966 | 43.686 | 148.6 | 9:36.015 |
| 4 | 2:48.749 | 49.257 | 1:15.945 | 43.547 | 149.4 | 12:46.739 | 4 | 2:52.325 | 49.896 | 1:17.602 | 44.827 | 146.3 | 12:28.340 |
| 5 | 2:50.133 | 49.403 | 1:16.188 | 44.542 | 148.2 | 15:36.872 | 5 | 2:49.527 | 49.473 | 1:16.450 | 43.604 | 148.7 | 15:17.867 |
| 6 | 2:51.292 | 49.488 | 1:17.384 | 44.420 | 147.2 | 18:28.164 | 6 | 2:49.573 | 49.442 | 1:16.037 | 44.094 | 148.7 | 18:07.440 |
| 7 | 2:59.861 | 49.419 | 1:23.237 | 47.205 | 140.2 | 21:28.025 | 7 | 2:49.682 | 49.597 | 1:16.170 | 43.915 | 148.6 | 20:57.122 |
| 41 Peter SCHARMACH NZL TEAM SESTERHEIM | | | | | | | 95 Olivier JOUFFRET FRA VICTEAM | | | | | | |
| 1 | 4:13.927 | 1:29.160 | 1:42.471 | 1:02.296 | 99.3 | 4:13.927 | 1 | 3:52.663 | 1:14.049 | 1:44.805 | 53.809 | 108.4 | 3:52.663 |
| 2 | 2:52.202 | 49.828 | 1:17.182 | 45.192 | 146.4 | 7:06.129 | 2 | 2:50.280 | 50.560 | 1:16.431 | 43.289 | 148.1 | 6:42.943 |
| 3 | 2:51.257 | 50.113 | 1:17.097 | 44.047 | 147.2 | 9:57.386 | 3 | 2:51.047 | 49.890 | 1:17.095 | 44.062 | 147.4 | 9:33.990 |
| 4 | 2:50.721 | 50.114 | 1:16.869 | 43.738 | 147.7 | 12:48.107 | 4 | 2:49.140 | 49.499 | 1:16.560 | 43.081 | 149.1 | 12:23.130 |
| 5 | 2:51.631 | 49.259 | 1:16.994 | 45.378 | 146.9 | 15:39.738 | 5 | 2:49.635 | 49.389 | 1:16.103 | 44.143 | 148.6 | 15:12.765 |
| 6 | 2:50.219 | 49.070 | 1:16.836 | 44.313 | 148.1 | 18:29.957 | 6 | 2:49.478 | 49.492 | 1:16.269 | 43.717 | 148.8 | 18:02.243 |
| 7 | 2:50.247 | 49.571 | 1:17.083 | 43.593 | 148.1 | 21:20.204 | 7 | 2:49.319 | 49.242 | 1:16.577 | 43.500 | 148.9 | 20:51.562 |
| 44 Veenesh SHUNKER FRA CVS AUTO BY T2CM | | | | | | | 99 Jean-Laurent NAVARRO FRA MOTORSPORT DEVELOPPEMENT | | | | | | |
| 1 | 4:01.757 | 1:21.284 | 1:42.519 | 57.954 | 104.3 | 4:01.757 | 1 | 4:08.962 | 1:17.636 | 1:45.463 | 1:05.863 | 101.3 | 4:08.962 |
| 2 | 2:55.598 | 52.717 | 1:18.024 | 44.857 | 143.6 | 6:57.355 | 2 | 2:56.183 | 51.648 | 1:20.095 | 44.440 | 143.1 | 7:05.145 |
| 3 | 2:51.892 | 51.297 | 1:16.584 | 44.011 | 146.7 | 9:49.247 | 3 | 2:53.084 | 51.185 | 1:17.845 | 44.054 | 145.7 | 9:58.229 |
| 4 | 3:04.782 B | 50.697 | 1:19.109 | 54.976 | 136.5 | 12:54.029 | 4 | 2:50.165 | 50.345 | 1:16.090 | 43.730 | 148.2 | 12:48.394 |
| 5 | 4:00.209 | 1:56.563 | 1:19.089 | 44.557 | 105.0 | 16:54.238 | 5 | 2:50.148 | 49.369 | 1:16.726 | 44.053 | 148.2 | 15:38.542 |
| 6 | 2:51.908 | 51.155 | 1:16.628 | 44.125 | 146.7 | 19:46.146 | 6 | 2:50.669 | 49.352 | 1:17.092 | 44.225 | 147.7 | 18:29.211 |
| 7 | 2:52.405 | 50.862 | 1:17.495 | 44.048 | 146.2 | 22:38.551 | 7 | 2:49.772 | 49.250 | 1:16.701 | 43.821 | 148.5 | 21:18.983 |